



District Report Card: 2017


State: Kerala	District: Kollam
Class: 5	Subject: Language
Schools: 61	Students: 1293


Participation/Coverage


Students

GENDER 	Boys		Girls	
	Number	%	Number	%
	653	50.50	640	49.50

AREA 	Rural		Urban	
	Number	%	Number	%
	1082	83.68	211	16.32

CATEGORY 	SC		ST		OBC		GEN	
	Number	%	Number	%	Number	%	Number	%
	254	19.64	9	0.70	792	61.25	238	18.41

CWSN 	LD	VI	HI	S&LD	ID	Oth
	3	14	3	1	5	3

Management 	Government		Government-aided	
	Number	%	Number	%
	732	56.61	561	43.39

Average Performance of Students in Language (%)

Overall	Gender		Area		Management		Social Group			
	Male	Female	Rural	Urban	Govt.	Aided	SC	ST	OBC	GEN
69.86	68.55	71.21	70.43	66.98	71.86	67.26	67.30	70.37	70.45	70.64

Performance on Learning Outcomes (LOs)

Learning Outcomes	Description	Average Performance(%)
L504	Reads and comprehends independently storybooks, news items/ headlines, advertisements etc.	67.97
L508	Reads text with comprehension, locates details and sequence of events	70.81

Range of Performance of Students who Answered Correctly							
Below 30%		30% - 50%		50% - 75%		Above 75%	
Number	%	Number	%	Number	%	Number	%
86	6.65	171	13.23	426	32.95	610	47.18

Lowest Performing Learning Outcomes (LOs)

- 1 - Reads and comprehends independently storybooks, news items/ headlines, advertisements etc. (67.97)
- 2 - Reads text with comprehension, locates details and sequence of events (70.81)